


HB STOCKHOLDINGS LIMITED



Registered Office: Plot No.31, Echelon Institutional Area, Sector 32, Gurgaon-122 001, Haryana
Website: www.hbstockholdings.com

Rs. in Lacs

UNAUDITED FINANCIAL RESULTS FOR THE THREE MONTHS ENDED 30TH JUNE, 2011

Particulars	3 Months ended (30.06.2011) Unaudited	Corresponding 3 Months ended in the previous year (30.06.2010) Unaudited	Year ended (31.03.2011) Audited
(a) Income from Operations	(27.43)	98.66	508.98
(b) Other Operating Income	2.21	6.86	280.87
Total Revenue	(25.22)	105.52	789.85
Expenditure :			
a) Employee Cost	35.30	39.95	166.56
b) Legal & Professional Charges	2.05	2.98	32.45
c) Facility Charge/Rent	3.18	3.18	12.74
d) Travelling & Conveyance	4.07	3.16	15.54
e) Depreciation	2.95	2.94	11.83
f) Printing & Stationery	0.87	0.49	6.25
g) Subscription & Membership	5.14	5.06	16.37
h) Others	7.58	9.70	49.47
i) Total Expenditure	61.14	67.46	311.21
Profit/Loss(-) from operation before Other Income, Interest & Exceptional Items	(86.36)	38.06	478.64
Other Income	0.00	0.00	0.00
Profit/Loss(-) from operation before Interest & Exceptional Items	(86.36)	38.06	478.64
Interest	29.18	29.27	117.29
Profit/Loss(-) from operation after Interest before Exceptional Items	(115.54)	8.79	361.35
Exceptional Items	Nil	Nil	Nil
Profit/Loss(-) from ordinary Activities before tax	(115.54)	8.79	361.35
Provision for Tax			
- Current	0.00	2.00	42.00
- Deferred charge/(credit)	Nil	Nil	Nil
- Tax for earlier year	0.00	0.00	16.76
Net Profit/Loss (-)from ordinary activities after tax	(115.54)	6.79	302.59
Extraordinary Items	Nil	Nil	Nil
Net Profit/Loss(-) for the period	(115.54)	6.79	302.59
Paid up Equity Share Capital (face value Rs.10/- per share)	2433.54	2433.54	2433.54
Reserves excluding Revaluation Reserve (net off debit balance in Profit & Loss Account)	N.A.	N.A.	7939.71



Earning Per Share (Not annualised) (in Rs.) :-			
(a) Before Extraordinary Items :			
Basic	(0.49)	0.03	1.27
Diluted	(0.49)	0.03	1.27
(b) After Extraordinary Items :			
Basic	(0.49)	0.03	1.27
Diluted	(0.49)	0.03	1.27
Public Shareholding:			
- Number of Shares	11317552	11529378	11344859
- % of shareholding	47.57	48.46	47.68
Promoters and promoter group shareholding			
a) Pledged/Encumbered			
- Number of shares	Nil	Nil	Nil
- Percentage of shares (as a % of the total shareholding of promoter and promoter group)	Nil	Nil	Nil
- Percentage of shares (as a % of the total share capital of the company)	Nil	Nil	Nil
b) Non-encumbered			
- Number of shares	12474666	12262840	12447359
- Percentage of shares (as a % of the total shareholding of promoter and promoter group)	100%	100%	100%
- Percentage of shares (as a % of the total share capital of the company)	52.43%	51.54%	52.32%
Notes:			
1. The figures have been regrouped/ rearranged wherever considered necessary to facilitate comparison.			
2. There are no separate reportable segments as per the Accounting Standard AS-17 on Segment Reporting.			
3. The company has brought forward losses under the Income Tax Act. In the absence of reasonable certainty regarding the realisation and for reasons of prudence, credit for Deferred Tax Assets has not been recognised to comply with Accounting Standard AS - 22			
4. As informed by Company's Registrar and Share Transfer Agent, no investor complaints were pending during the beginning of the quarter and 06 (Six) complaints were received during the quarter and the same have been fully redressed.			
5. The aforesaid results were placed before and reviewed by the Audit Committee at its meeting held on 05th August, 2011 and approved by the Board of Directors at its meeting held on the same date.			
Place: Gurgaon			
Date: 05.08.2011		 Vijay Sood Managing Director	